

# HIMALAYA INTERNATIONAL SCHOOL

## CLASS – KG

### HOLIDAY HOMEWORK (2023-2024)



Sweet as berry, summer is  
merry, Cool fruits and  
lemonade  
A memory that will never  
fade, Vacations are always  
**FUN**

**Dear Parents,**

**This is to inform you that Summer Vacation will be starting from 22<sup>nd</sup> May '23 to 30<sup>th</sup> June'23.**

**Few tips to make your child become independent and confident :**

Children are born with natural curiosity and inquisitiveness about the world around them. It is important for us to help them keep this spark alive and to make learning fun.

Summer Vacation is just round the corner, let every movement of this vacation be a time to unite, connect and enjoy beautiful movements with your child.

**Independent Me**

- Folding Clothes
- Buttoning and Unbuttoning
- Keeping belongings back in their place
- Filling the water bottles
- Tidy up toys
- To clean room after playing etc. to teach your child good manners
- Water the plants and feed the birds and animals
- To involved in reading good books
- Try to show educational channels like – Discovery, National Geography etc.

**Awareness Activities :**

- Get up early in the morning
- Do exercise daily
- Wish your elders with a smile
- Spend time with grandparents

- Don't waste water
- Grow more plants
- Maintain social distance
- Washing hands before and after meal
- Brushing teeth twice a day
- Combing hair regularly
- Bathing everyday

**English** : Do Written Practice of

- Capital Letters A-Z (5 times)
- Small Letters a-z (5 times)
- Two Letters Words (2 times)
- Three Letters Words done till now (2 times)

**Hindi** : स्वरोँ का लिखित अभ्यास चित्र सहित :

'अ', 'आ', 'इ', 'ई' चित्र सहित (दो-दो बार)

**Maths** : Do Practice of

- Forward Counting 1 to 50 (3 times)

**Rhymes** : Learn English and Hindi Rhymes with action done in month of April' 23 and May'23

**Maths** : Do Book Pages 12 to 18

**NOTE** : All the work should be done in a separate three- in- one copy. Kindly do English Reading Practice with Phonetics daily.

# HAPPY HOLIDAYS

Fill in the letters.

A

F

K

P

U

C

H

M

R

W

Z

E

J





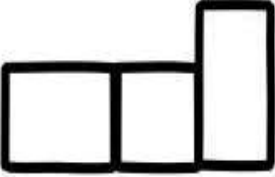
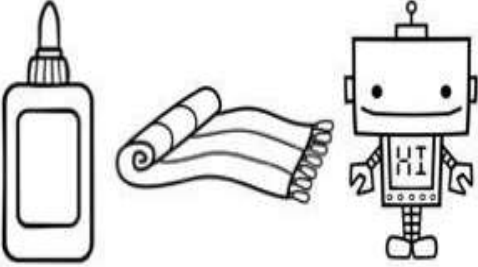


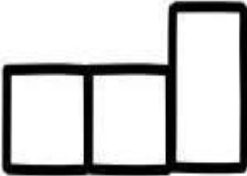

O

T

Y

# I Can Read and Match

Read and write the word. Color the matching picture.

Read	Write	Color
hat		
bat		
mat		
cat		
rat		

Match with the picture 'ap' words

map



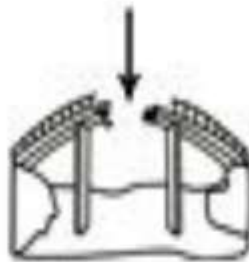
lap



gap



cap



nap



Write the Middle Sound



ap

Help the little boy in writing the middle sound of the words.

g...p

l...p

n....p

c...p

s...p

t...p

Now practice writing ap words here:-








चित्र पहचान कर रंग भरो




अनार



अदरक



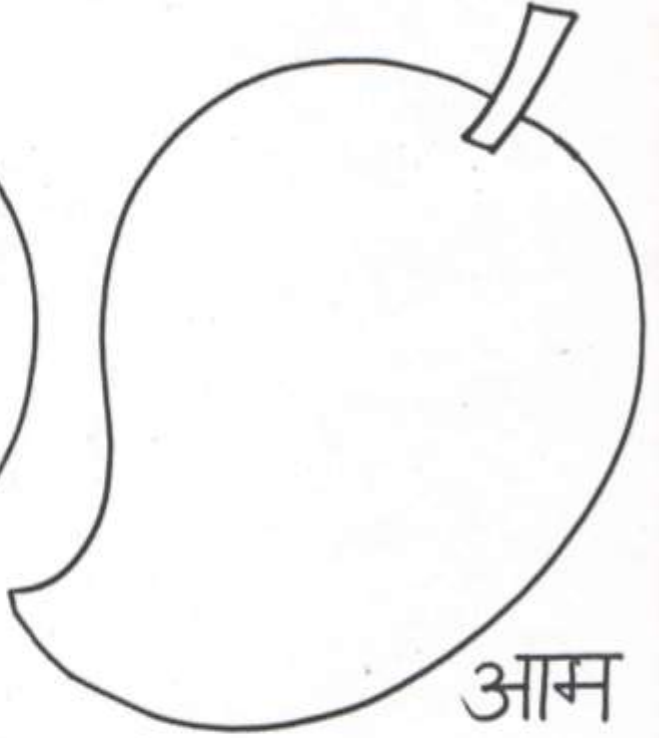
अमरुट



अनानास

Name .....

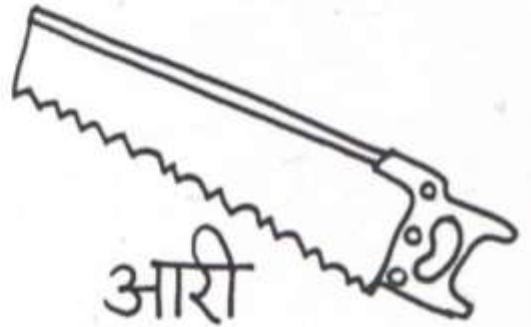
चित्रों में रंग भरें



आम



आलू



आरी

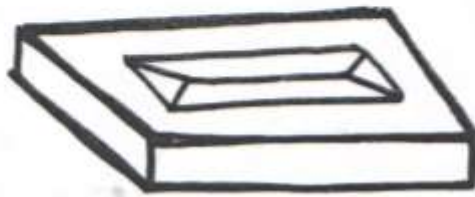


आकाश





चित्र पहचान कर  
रंग भरौ :->



• स्वरों का सही चित्रों से मिलान करो।

अ



आ



इ



उ



# अ



अमर



अदरक



अमरुद

अ अ अ अ अ अ अ  
अ अ अ अ अ अ अ  
अ अ अ अ अ अ अ



# आ



आम



आग

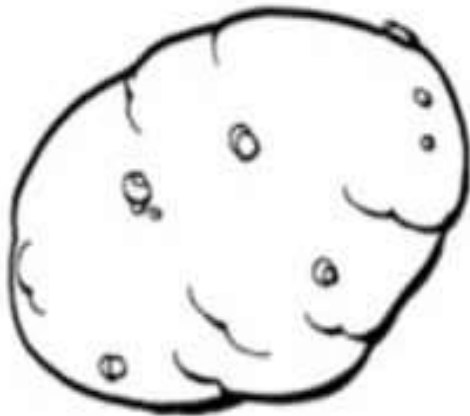


आम्र

आ आ आ आ आ आ

आ आ आ आ आ आ

आ आ आ आ आ आ



# र






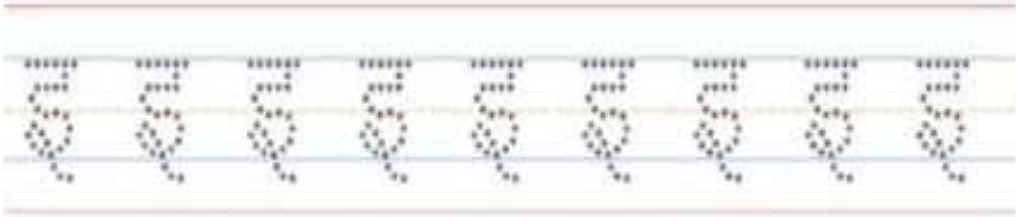
इमारत



इलायची



इमली



# र

www.mahallikangli.in




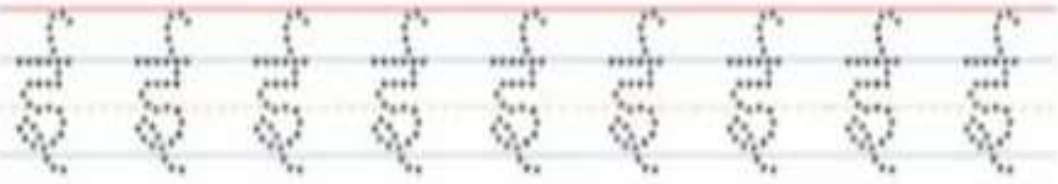

र



र












र



# How Many Bees?

Count. Write the number.

 <input type="text"/>	 <input type="text"/>	 <input type="text"/>
 <input type="text"/>	 <input type="text"/>	 <input type="text"/>
 <input type="text"/>	 <input type="text"/>	 <input type="text"/>

# Counting Practice from 10 to 1

---

## Counting Backwards Worksheet

1. Count by 1 from 10 to 1

10					5	4			
----	--	--	--	--	---	---	--	--	--

2. Count by 1 from 10 to 1

10		8			5				
----	--	---	--	--	---	--	--	--	--

3. Count by 1 from 10 to 1


	9						3	2	
--	---	--	--	--	--	--	---	---	--

4. Count by 1 from 10 to 1


	9					4		2	
--	---	--	--	--	--	---	--	---	--



Paste Photo of Your family members  
and colour the picture:




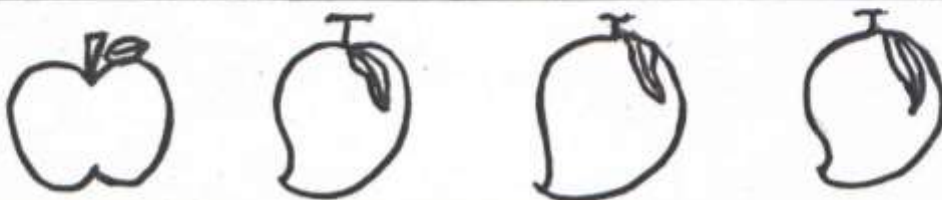

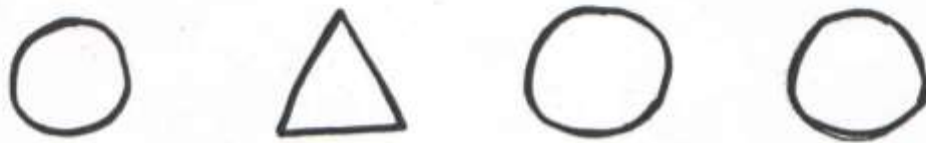
Decorate the wings of a peacock  
with colourful Rubber bands



Aim: Fine motor development

Aim: Logical ability

Circle the odd one out



Fill the missing alphabet.

