

HIMALAYA INTERNATIONAL SCHOOL

CLASS – NURSERY

HOLIDAY HOMEWORK (2024-2025)



SUMMER IS MESSY, SUMMER IS
FUN, TRIPS TO THE BEACH,
IN THE HOT, HOT SUN, LET'S GIVE
SUMMER, A BIG FAT CHEER!
SUMMER IS THE BEST TIME OF
THE YEAR.

Dear Parents,

This is to inform you that Summer Vacation will be starting from 20th May '24 to 30th June'24.

Long awaited summer holidays are again ready to welcome you with their warm showers. To ensure that the children have constructive holidays some homework has been given which will keep them active and observant

Few tips to make your child become independent and confident :

Independent Me

- Folding Clothes
- Buttoning and Unbuttoning
- Zipping and Un zipping
- Rolling Chapattis
- Keeping belongings back in their place
- Filling the water bottles
- Tidy up toys
- To clean room after playing etc. to teach your child good manners
- Water the plants and feed the birds and animals
- To involved in reading good books
- Try to show educational channels like – Discovery, National Geography etc.

Awareness Activities :

- Get up early in the morning
- Do exercise daily

- Wish your elders with a smile
- Spend time with grandparents
- Don't waste water
- Grow more plants
- Washing hands before and after meal
- Brushing teeth twice a day
- Combing hair regularly
- Bathing everyday
- Drink milk twice a day
- Eat one fruit daily




- English** : Do Practice of
➤ Capital Letters L, T, E, I, F (3 times)
- Hindi** : स्वरोँ का मौखिक अभ्यास चित्रों सहित :
'अ' से 'ई' तक ।
- Maths** : Do Written Practice of
➤ Numbers 1, 4, 5 & 7 (3 times)
- Rhymes** : Learn English and Hindi Rhymes with action done
in month of April' 24 and May' 24
- EVS** : Do Book Pages 12 to 15, 33 to 35, 45 and 46

NOTE : All the work should be done in a separate three- in- one copy.


HAPPY HOLIDAYS

Aim: Logical ability


Circle the odd one out



Paste Photo of Your family members
and colour the picture:



Yummy Fruits: Dip Cotton bud in different poster
Colour and give impression on the Fruits.

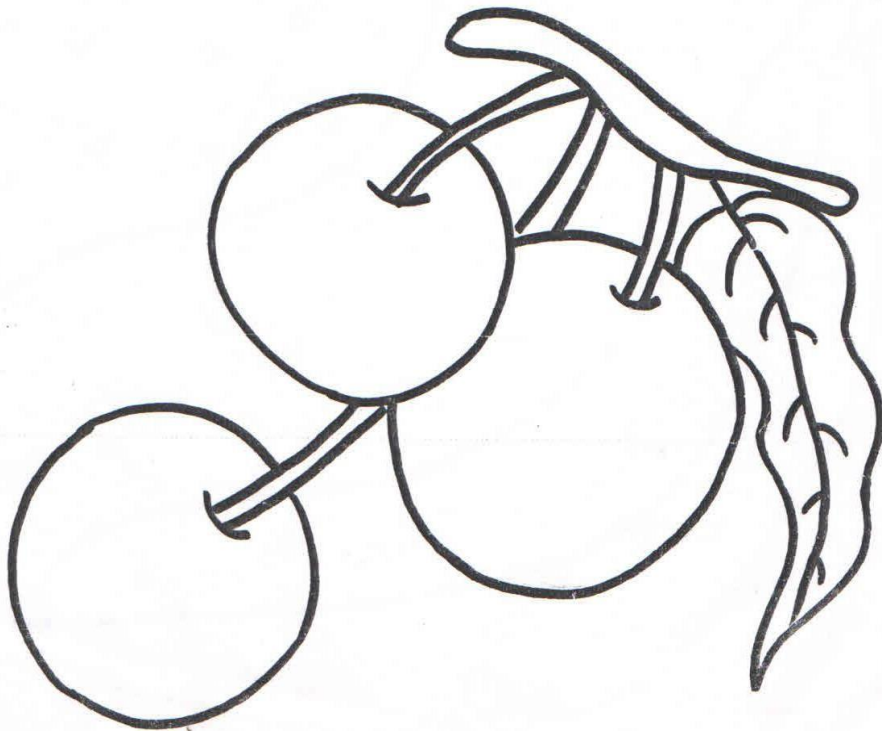



Aim: Fine Motor Development.


Colour the fruits

Name

Date



Tear the paper and paste it in Mushroom.





Colour the grass green and
flowers yellow.

Colour the Frog




Colour the circles and help the giraffe to find the path to the tree.



I am a Circle
Nice and round
I have no corners
I roll around.

Colour the duck

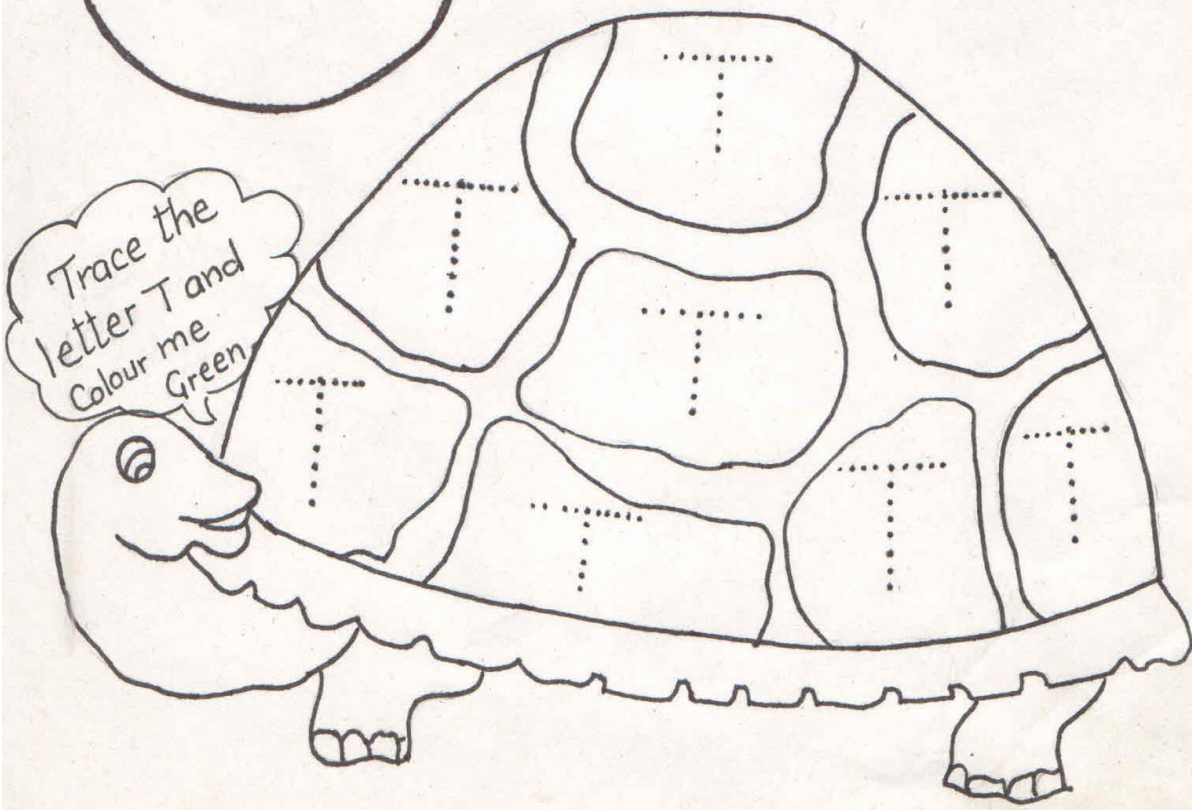


Aim: Speaking and Reading Skills
Colour the Letter L and related pictures

The worksheet contains the following elements:


- A large outline of the letter 'L' on the left side.
- A lamp with a speech bubble that says "Colour the lamp." and a small butterfly illustration.
- A lion with a speech bubble that says "Where can you see a lion?" and the word "Lion" next to it.
- A lock with a speech bubble that says "What do you need to open a lock?" and the word "Lock" next to it.
- The word "Lamp" is written below the lamp.
- The words "Colour the lion." and "Lock" are written near the lion and lock respectively.

T t



Color the Number

Find the Number 5 and color it

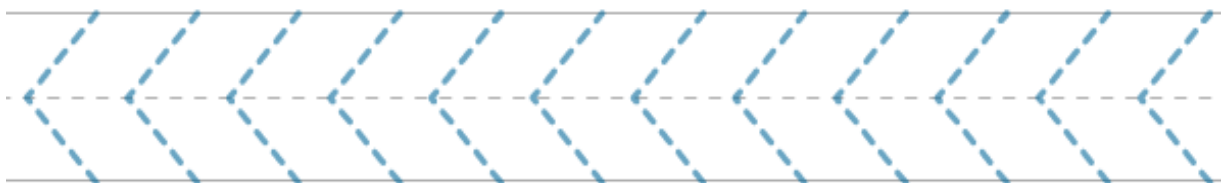
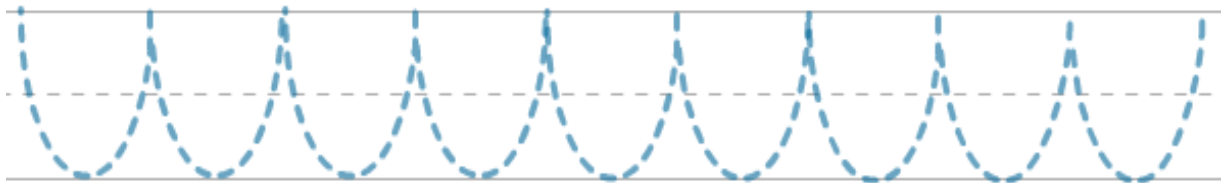
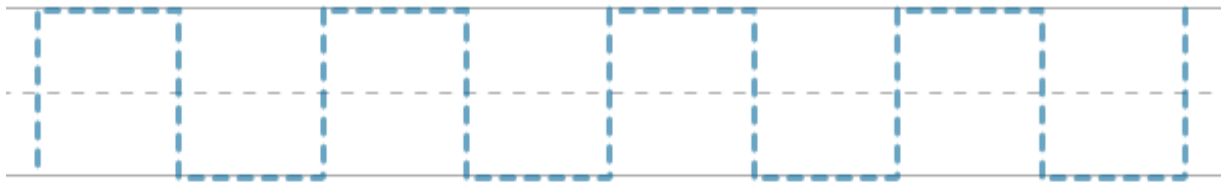
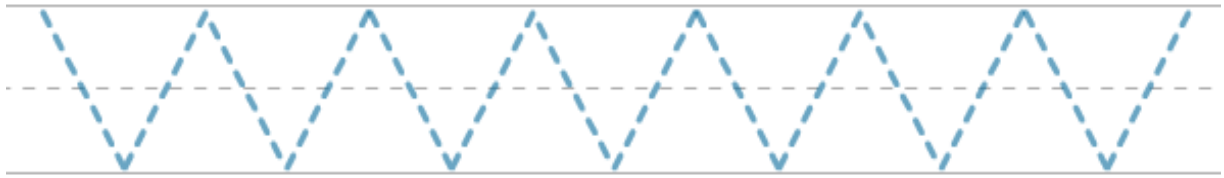
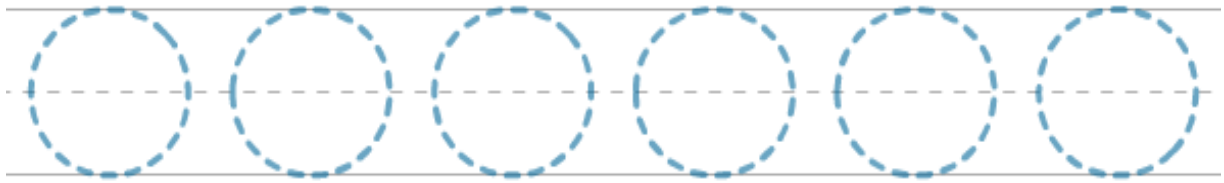
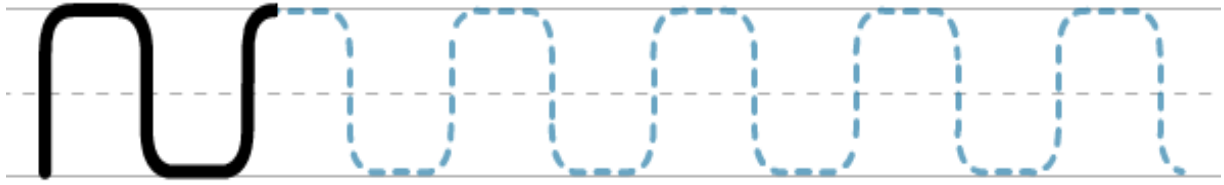


Color the Number

Find the Number 7 and color it





Trace the Pattern.




Fun with Number 1

Colour the pictures beautifully



Earth



Sun



Moon