

# **HIMALAYA INTERNATIONAL SCHOOL**

**CLASS – KG**

## **HOLIDAY HOMEWORK 2024-2025**

**Hello, Sweet Summer!**

**Summer is singing with joy and the beaches are inviting you with dancing waves.**

**Enjoy the SUMMER HOLIDAYS.**



**Dear Parents,**

**This is to inform you that Summer Vacation will be starting from 20<sup>th</sup> May '24 to 30<sup>th</sup> June'24.**

Long awaited summer holidays are again ready to welcome you with their warm showers. To ensure that the children have constructive holidays some homework has been given which will keep them active and observant.

**Few tips to make your child become independent and confident :**

### **Independent Me**

- Folding Clothes
- Buttoning and Unbuttoning
- Zipping and Un zipping
- Rolling Chapattis
- Keeping belongings back in their place

- Filling the water bottles
- Tidy up toys
- To clean room after playing etc. to teach your child good manners
- Water the plants and feed the birds and animals
- To involved in reading good books
- Try to show educational channels like – Discovery, National Geography etc.

### **Awareness Activities :**

- Get up early in the morning
- Do exercise daily
- Wish your elders with a smile
- Spend time with grandparents
- Don't waste water
- Grow more plants
- Washing hands before and after meal
- Brushing teeth twice a day
- Combing hair regularly
- Bathing everyday
- Drink milk twice a day
- Eat one fruit daily

**English** : Do Written Practice of

- Capital Letters A - Z (5 times)
- Small Letters a - z (5 times)
- Two Letters Words (2 times)
- Three Letters Words done till now (2 times)

**Hindi** : स्वरोँ का लिखित अभ्यास चित्र सहित  
'अ', 'आ', 'इ', 'ई' चित्र सहित (दो-दो बार)

**Maths** : Do Practice of






- Forward Counting 1 to 50 (3 times)
- Backward Counting 10 to 1 (3 times)

**Rhymes** : Learn English and Hindi Rhymes with action done in month of  
April' 24 and May'24

**Maths** : Do Book Pages 12 to 18







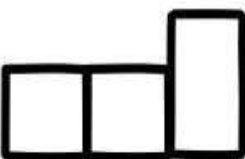

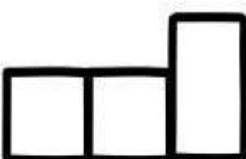

**NOTE** : All the work should be done in a separate three- in- one note book. All worksheets are to be filled by students and submitted along with holiday home work note book. Kindly do English Reading Practice with Phonetics regularly.

# Fill the missing letters



# I Can Read and Match

Read and write the word. Color the matching picture.

Read	Write	Color
hat		
bat		
mat		
cat		
rat		

## Match - Uppercase with Lowercase

A
B
C
D
E
F
G
H
I
J
K
L
M

g
i
h
j
b
m
c
l
d
a
e
k
f

## Match - Uppercase with Lowercase

N
O
P
Q
R
S
T
U
V
W
X
Y
Z

o
q
r
v
w
y
z
s
x
n
t
u
p

# Rewrite the given ab sound word

cab • • •	cab →	
dab • • •	dab →	
lab • • •	lab →	
tab • • •	tab →	

Write the Middle Sound



ap

Help the little boy in writing the middle sound of the words.



Now practice writing ap words here:-








## -ad words

Match the given 'ad' words to their respective pictures.



lad

sad

dad

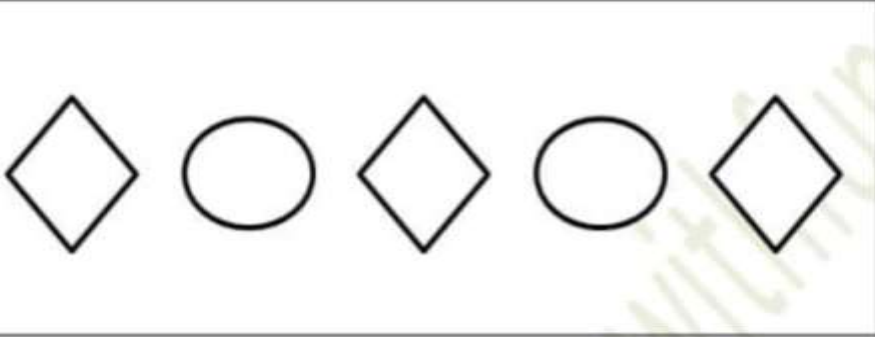

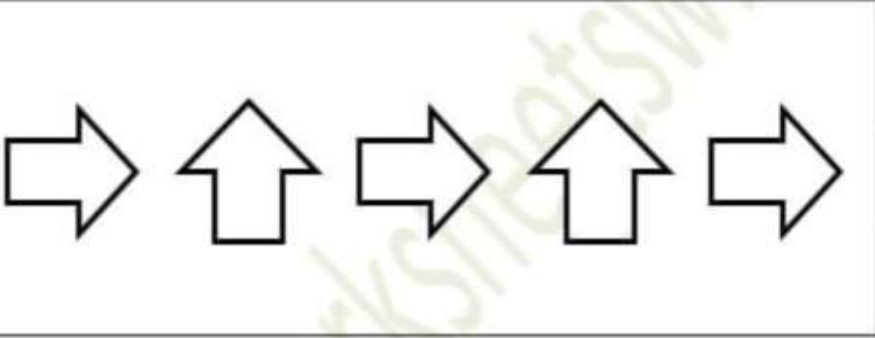
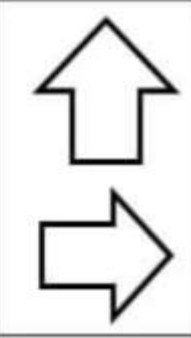
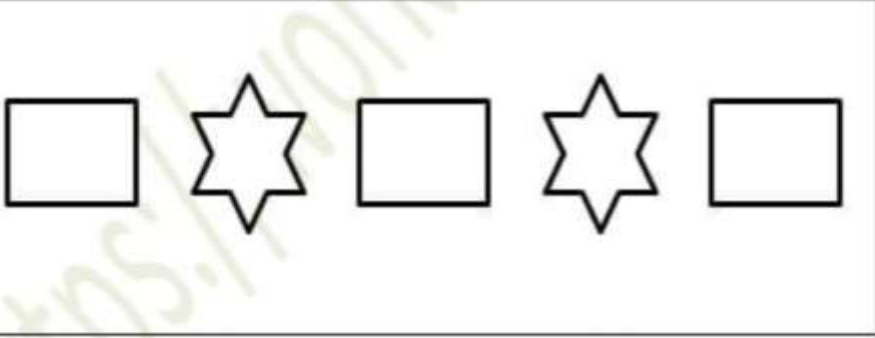

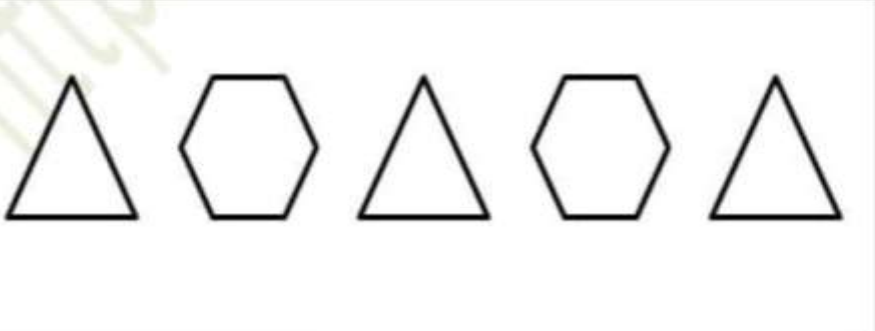

wad

pad

bad






# Patterns

Look at the patterns. Color to show which shapes come next.

# Patterns

Draw the missing shapes to complete the pattern.

	_____
	_____
	_____
	_____
	_____

## Logical Pairing

Draw a line to match items that go together.

The image shows a matching exercise within a dotted rectangular border. On the left side, there are five items, each with a small black dot to its right: a toothbrush, a key, a baseball, a mitten, and a nest with three eggs. On the right side, there are five items, each with a small black dot to its left: a baseball bat, a hand, a bird, a tube of toothpaste, and a padlock. A dashed line is drawn from the dot next to the toothbrush on the left to the dot next to the tube of toothpaste on the right.

स्वर अ में गोला लगाएं



अनार



अननस

अ

आ

ऊ

उ

उ

अ

ऊ

अ


अ

आ

स्वर आ में गोला लगाएं



आम



आलू

आ अ  
आ आ  
उ अ ऊ आ  
ऊ आ अ







Write each missing number.

1		3		5			8
9		11		13			16
17		19		21			24
25		27		29			32
33		35		37			40
41		43		45			48
			49	50			

# How Many?

Count the pictures and write the number.

